Compare Reptiles and Amphibians

Look closely at a snake, sea turtle, frog and axolotl. Use picture clues and short facts to compare two animal groups without guessing from where they live.

Materials

Matching A4 or Letter paper; crayons or colored pencils; ruler. For cutting, child-appropriate scissors and adult help. Glue is optional.

1. The four-page file contains instructions and facts, four observation cards, a comparison board and a reference. Point to a shell, legs, tail or feathery gills before coloring.

2. Snakes and sea turtles are reptiles; frogs and axolotls are amphibians. Reptiles have scales or scutes. The snake’s drawn patches are markings, not a scale-counting diagram.

3. An axolotl is a salamander that usually keeps external gills and lives in water. A sea turtle living in water is still a reptile. Moist skin cannot be proved by looking at a line drawing.

4. Use the facts to put the snake and turtle together, and the frog and axolotl together. Say one similarity and one difference. Use whole cards without cutting; do not catch or handle live animals.

Observation cards









Comparison board

Reptiles

Amphibians

Reference

Reptiles





Amphibians